

Your payment

University of Essex Online receives

£	Amount * 0.00
---	------------------

Amount will be formatted in the destination currency, in this case British Pounds. i.e. 10,000.00 for ten thousand GBP.

NEW

Please enter the total amount, and you may have the option to split the total into instalments on the next page

The payment will come from

Country or region * 

Next →



Open the Flywire payment homepage by following your payment link.

Enter the country of origin and the total amount that you would like to pay.

Indicative Payment Plan

Student ID:

Student Name:

Course:

Start Date:



Pay Monthly

Tuition Fees: £ 13,427.00

Total Tuition Fee Payable £ 13,427.00

Payment Schedule

Year 1 Annual Tuition Fees: £ 6,713.52 ** paid in 12 monthly instalments*

Year 2 Annual Tuition Fees: £ 6,713.48 *paid in 12 monthly instalments & subject to annual fee increases*

Total Tuition Fee Payable £ 13,427.00

*** First monthly instalment due upon acceptance to reserve your place: £ 559.46**

Future monthly instalments due on 7th of each month.

To make a payment, please use your [unique payment link](#). Please note, our [Online Payment Portal](#) enables you to set up automatic monthly payment instalments.

Payment terms

- Payments are due in line with this payment plan.

For guidance regarding your tuition fees, please refer to your Payment Plan (sample shown on the left) or contact the relevant university finance team.

Please note that your Payment Plan may differ from this example.

Select your preferred payment method



Best Price Guaranteed Subject to terms and conditions



SINGLE PAYMENT

Pay £500.00 at once

INSTALMENT PLAN

Pay £500.00 over time



Bank Transfer in British Pounds (GBP)

£500.00

Select



Debit/Credit Visa/MC Card in GBP

£500.00

Select

Supports: **VISA**



I want to pay in another currency




Select the single payment option and choose the payment method that you would prefer.

The options you have available to you may differ depending on the region that you are making your payment from.

For this guide, we will proceed using the Debit/Credit Visa/MC Card option.

Payer information

 Please provide the details of the person whose card/bank account will be used to pay.

(*) required field

Email *

First name *

Middle name

Family name *

Address 1 *

Address 2

City *

State / Province / Region

Zip code / Postal Code

+ 44 ▾

Phone number *

Receive text notifications on your payment status

I would like to receive emails from Flywire about future discounts, promotions and offers

I have read, understand, and agree to the Flywire [Terms of Use](#) and [Privacy Policy](#)

← Previous

Next →



The person making the payment will need to fill in their details.

Please tick the Terms of Use and Privacy Policy box and proceed to the next step.


The boxes regarding text notifications and promotions are optional.

Information for University of Essex Online

(*) required field

Contact Information

Contact Information

The person filling out this form is * 

Student Information

Kaplan Student ID *

Student email address *

Student first name *

Student middle name

Student last name *

Student date of birth *

[← Previous](#)

[Next →](#)





Details regarding the student this payment is for will need to be confirmed.

Please use the Student ID number stated on your Payment Plan. You may find that this field has been automatically filled in.

Clicking “Next” will allow you to review the information you have provided so far.

Payment details

First name Test	Last name Test
Card number 	
Expiry date (MM/YY)	CVV 
Pay	

Please note, we will perform a 0.00 authorization to validate your card before we finalize your transaction, is a common practice.

[← Previous](#)



As we selected the Debit/Credit Visa/MC Card option earlier, the final step is to confirm the card details and click “Pay”.

Logging into your Flywire account or signing up to create a new one will enable you to review and track the status of your payments.

Once your payment has been completed, you will gain the ability to use the “Repeat Payment” function from your Flywire account. This will help to save time when making payments in the future.

If your Payment ID does not begin with the letters “KEX”, stop immediately and contact the relevant university finance team for assistance.